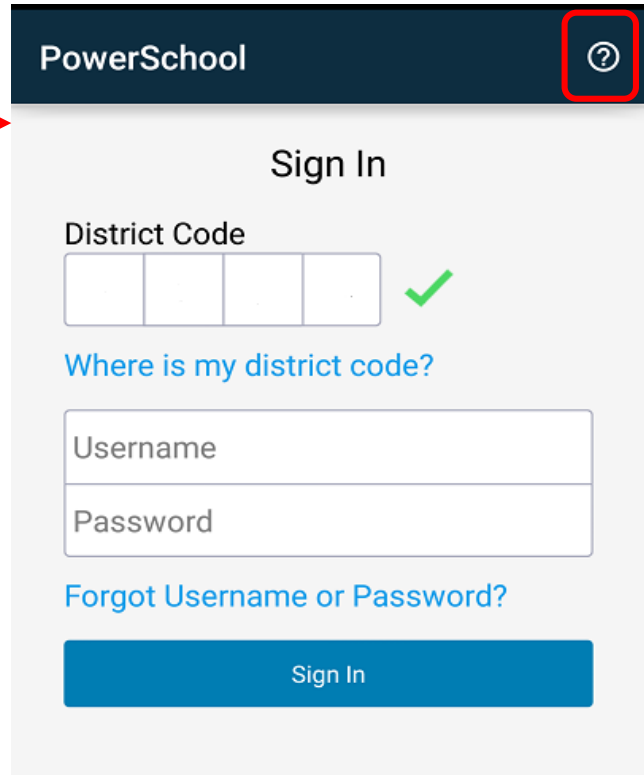

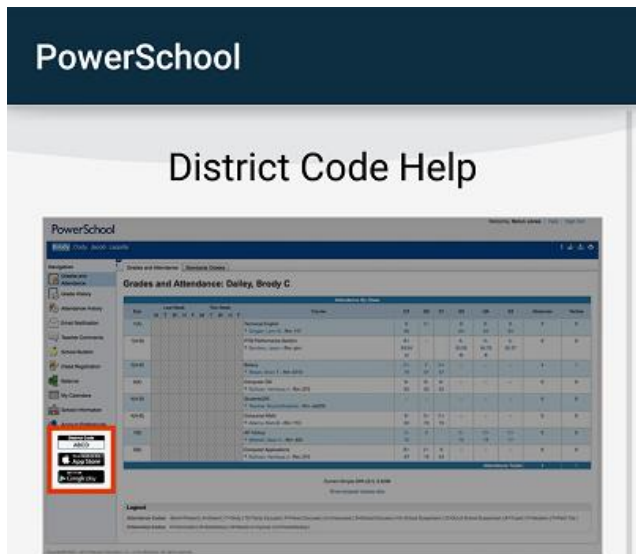


PowerSchool Mobile App Instructions (for Phones & Tablets)

When you open the Mobile Devices app after upgrade or installing new PowerSchool 9.0 app, you should see a screen like this. Do not fill anything in, first **Click** on the **Help Question mark**.



Even though we know what our district code is, entering it here will not connect us to our PowerSchool data. We need to search for our district by web address.



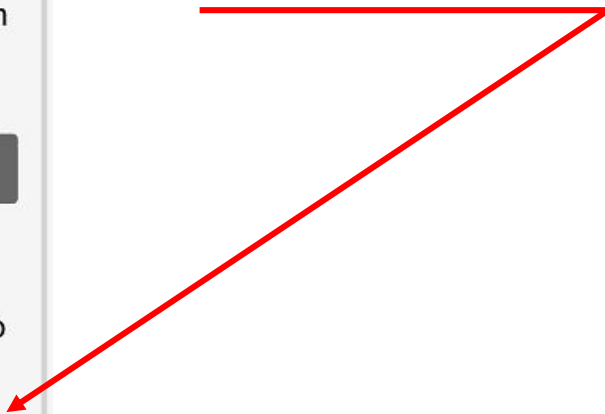
Locate your district code on the bottom left corner of the navigation menu on the PowerSchool public portal.



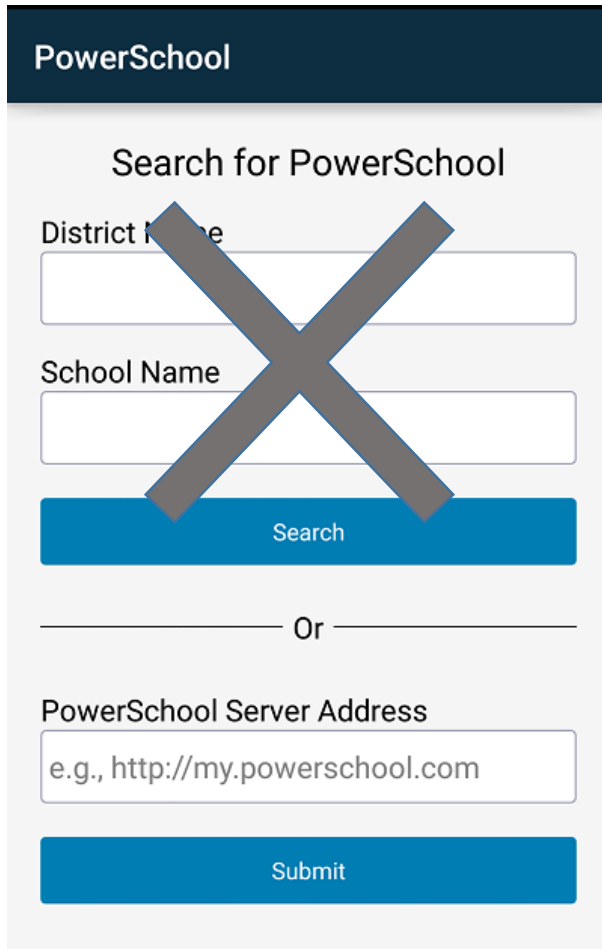
If the district code does not display on the PowerSchool public portal, tap Search for Your District button below to locate your district and sign in to PowerSchool.



Click on Search for Your District.



To search for our district, you must enter our PowerSchool web address which is **pscr.gwaea.org**. Next click the **Submit** button.



PowerSchool

Search for PowerSchool

District Name

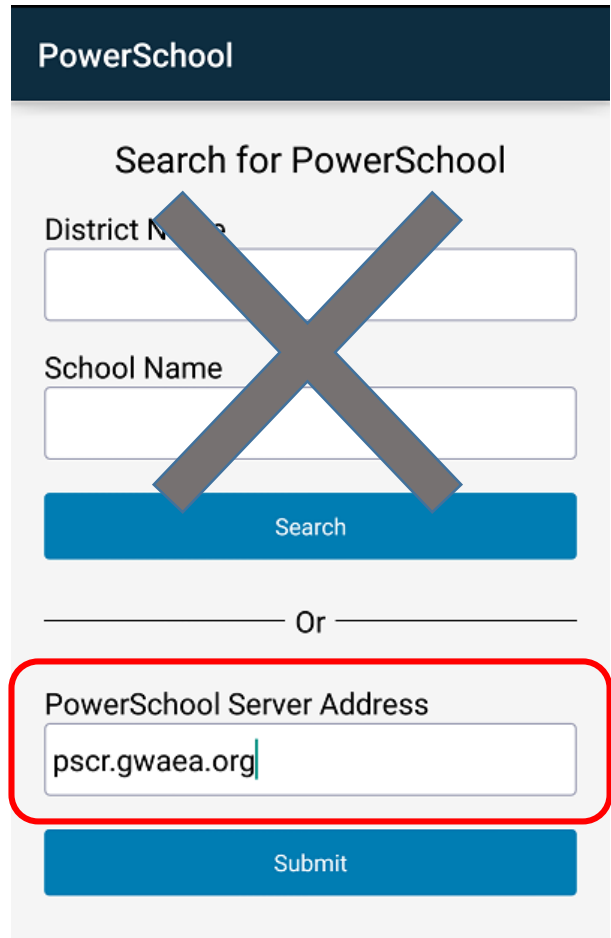
School Name

Search

Or

PowerSchool Server Address
e.g., <http://my.powerschool.com>

Submit



PowerSchool

Search for PowerSchool

District Name

School Name

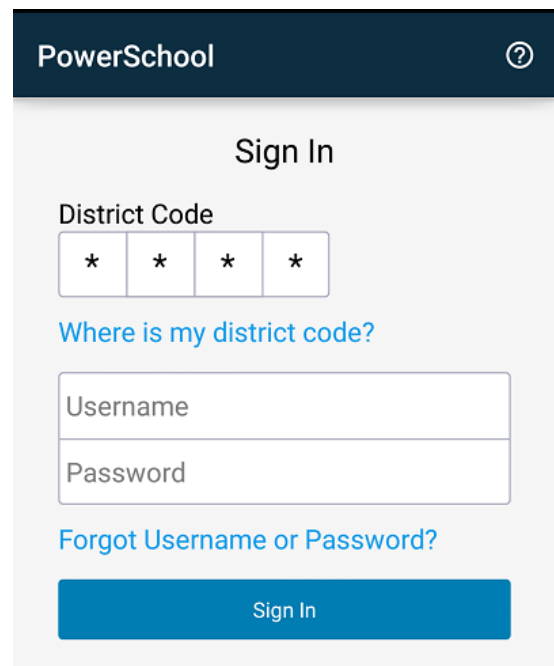
Search

Or

PowerSchool Server Address
pscr.gwaea.org

Submit

The District Code will fill in with asterisks, just enter your Username and Password and you should gain access to your PowerSchool information.



PowerSchool ?

Sign In

District Code

[Where is my district code?](#)

Username

Password

[Forgot Username or Password?](#)

Sign In